



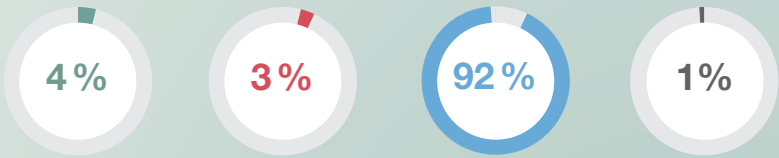
Where will hiring be strongest? Where will it be weakest?

Manpower®

4rd Quarter 2016

750 Swiss employers answered the same question:

«How do you anticipate total employment at your location to change in the three months to the end of December 2016 as compared to the current quarter?»




How is the Net Employment Outlook calculated?

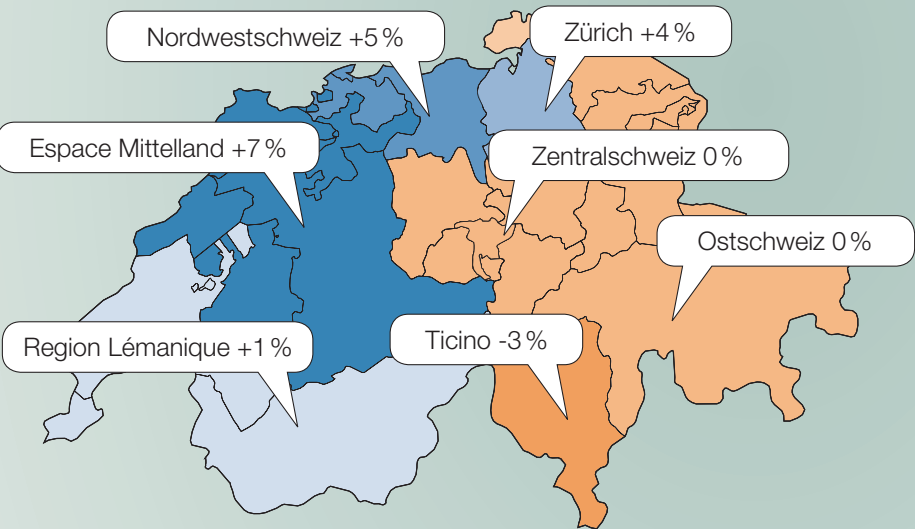
% of employers anticipating employment to increase	4%
- the % expecting to see a decrease in employment	-3%
Non seasonally adjusted result for Switzerland	= +1%

Adjusted to reflect seasonal variations, the Net Employment Outlook stands at +1%.
All hiring expectations presented in this infographic are seasonally adjusted.

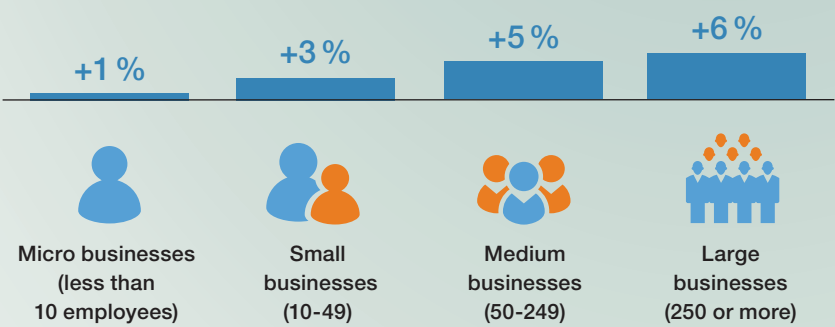
Switzerland and neighboring countries hiring expectations



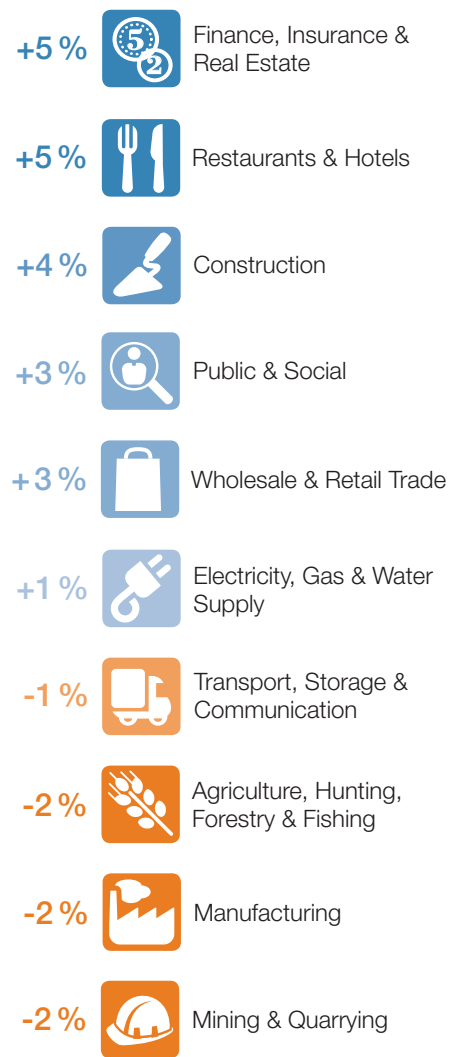
Regional hiring expectations



Organisation size hiring expectations



Sectors hiring expectations



© 2016 Manpower Switzerland. All rights reserved.