



# Where will hiring be strongest? Where will it be weakest?

3<sup>rd</sup> Quarter 2020

## 438 Swiss employers answered the same question:

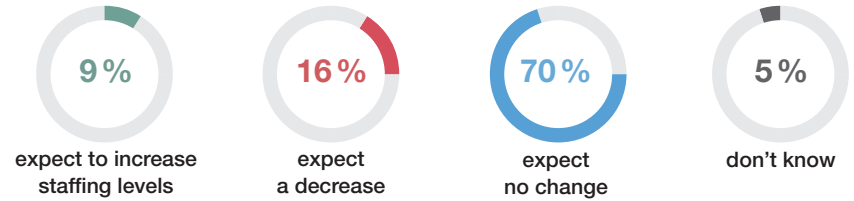
«How do you anticipate total employment at your location to change in the three months to the end of September 2020 as compared to the current quarter?»

### How is the Net Employment Outlook calculated?

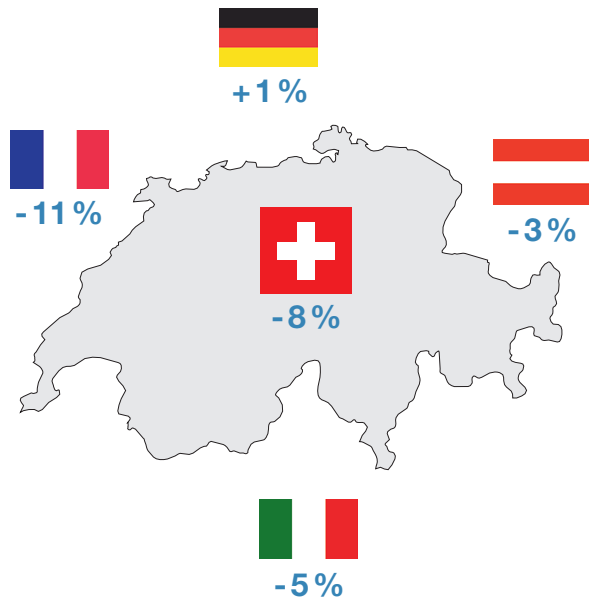
% of employers anticipating employment to increase	9%
- the % expecting to see a decrease in employment	-16%
Non seasonally adjusted result for Switzerland	= -7%

Adjusted to reflect seasonal variations, the Net Employment Outlook stands at -8%.

All hiring expectations presented in this infographic are seasonally adjusted.



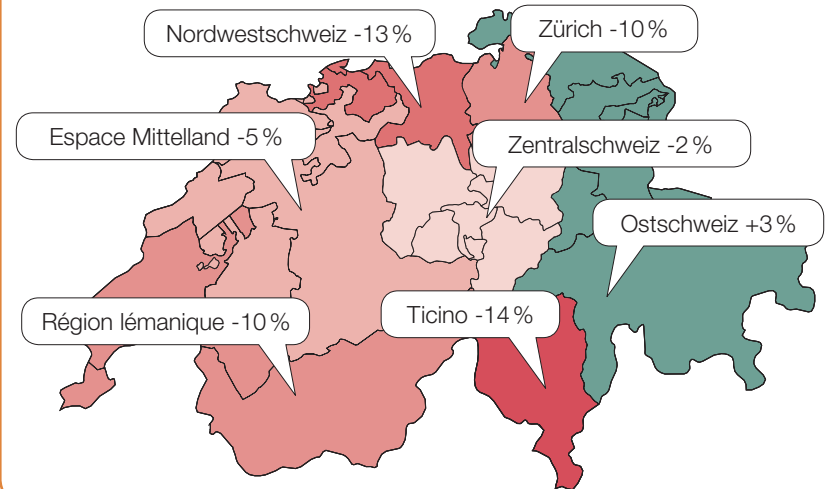
### Switzerland and neighboring countries hiring expectations



### Sectors hiring expectations



### Regional hiring expectations



### Organisation size hiring expectations

